

TOWN OF GEORGINA

2018 Draft Operating and Capital Budgets



2018

Draft Operating & Capital Budget
Ten Year Capital Forecast

Strengthening our Community through:

- Growing our Economy
- Promoting a High Quality of Life
- Engaging our Community and Building Partnerships
- Providing Exceptional Municipal Services



2018 Budget at a Glance

Important note:

Numbers provided in this presentation, are based on the original “Draft” version and will be amended after Council’s final deliberation to include any potential changes.

2018 Budget at a Glance

Section 1:

2018 CAPITAL BUDGET and the Ten Year Capital Forecast

(Subject to any changes approved at the budget meeting)

2018 Budget at a Glance

2018 Capital Budget & 2017 Budget for Comparison:

Expenditure/Funding Source	Draft 2018 (\$)	Final 2017 (\$)
Total Capital Expenditure:	16,348,400	12,827,740
Tax Levy (for 2018 Consolidated with Cap Reserves)*		1,969,650
Capital Reserves	7,489,350	4,712,280
Federal Gas Tax	1,899,550	1,504,000
Federal/ Provincial Grants		2,898,630
Development Charges	27,000	397,000
Cash-in-Lieu of Parkland	260,000	112,000
Other Revenue	127,500	24,680
Debentures	6,545,000	1,085,000
Total Funding Sources:	16,348,400	12,827,740

2018 Budget at a Glance

Major Projects of the 2018 Draft Capital Budget:

Fire & Emergency Services

- Pefferlaw Fire Station
- New Aerial Apparatus

Recreation and Culture

- Conceptual Design of MURC
- Further Phases of the Link Programs

Operations and Infrastructure

- Repair/Reconstruction of McCowan Road, Duclos Point Road, Smith Boulevard, and Church Street.
- West Park Design
- The Link Phase 2 & 3
- Wexford Pump Upgrade

Office of the CAO

- Conceptual Design of Civic Centre



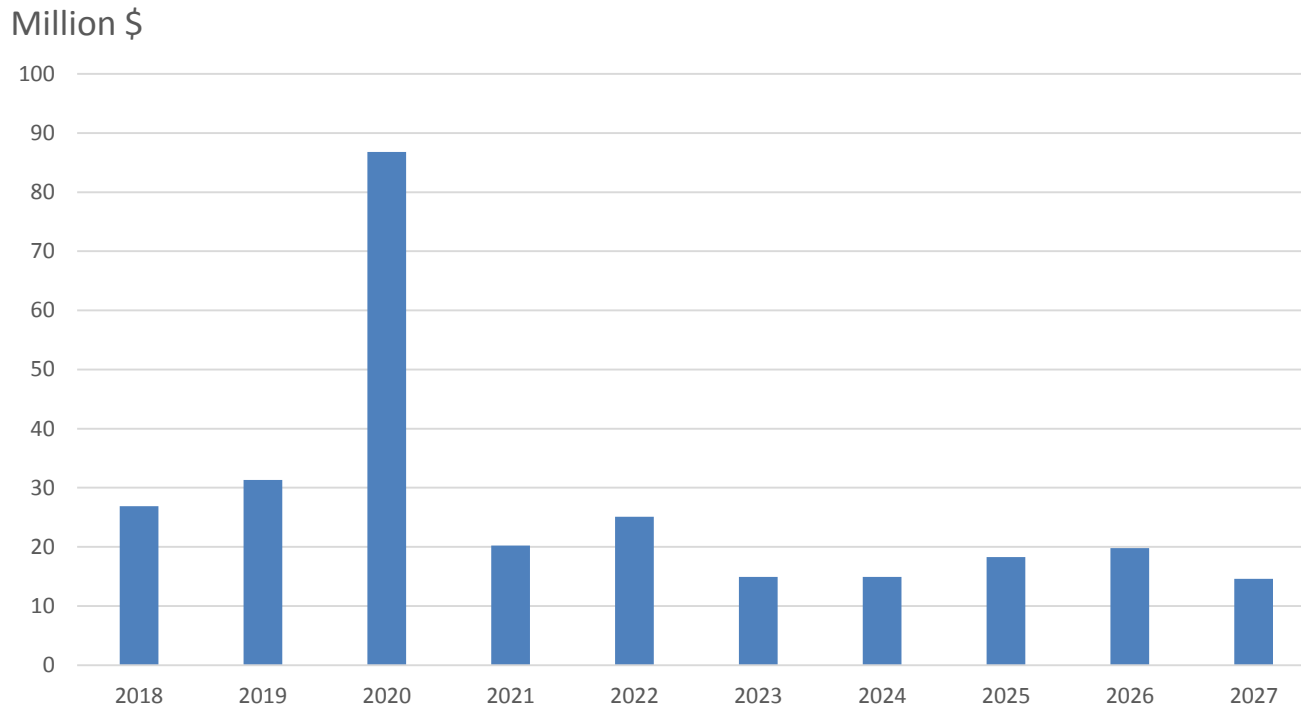
2018 Budget at a Glance

Ten Year Capital Forecast Breakdown:

Growth Related	64.7 M
Non-Growth	<u>208.1 M</u>
TOTAL	<u>272.8 M</u>

2018 Budget at a Glance

Ten Year Capital Forecast Annual Breakdown:



2018 Budget at a Glance

Section 2:

2018 OPERATING BUDGET

(Subject to any changes approved at the budget meeting)

Budget Process and Factors

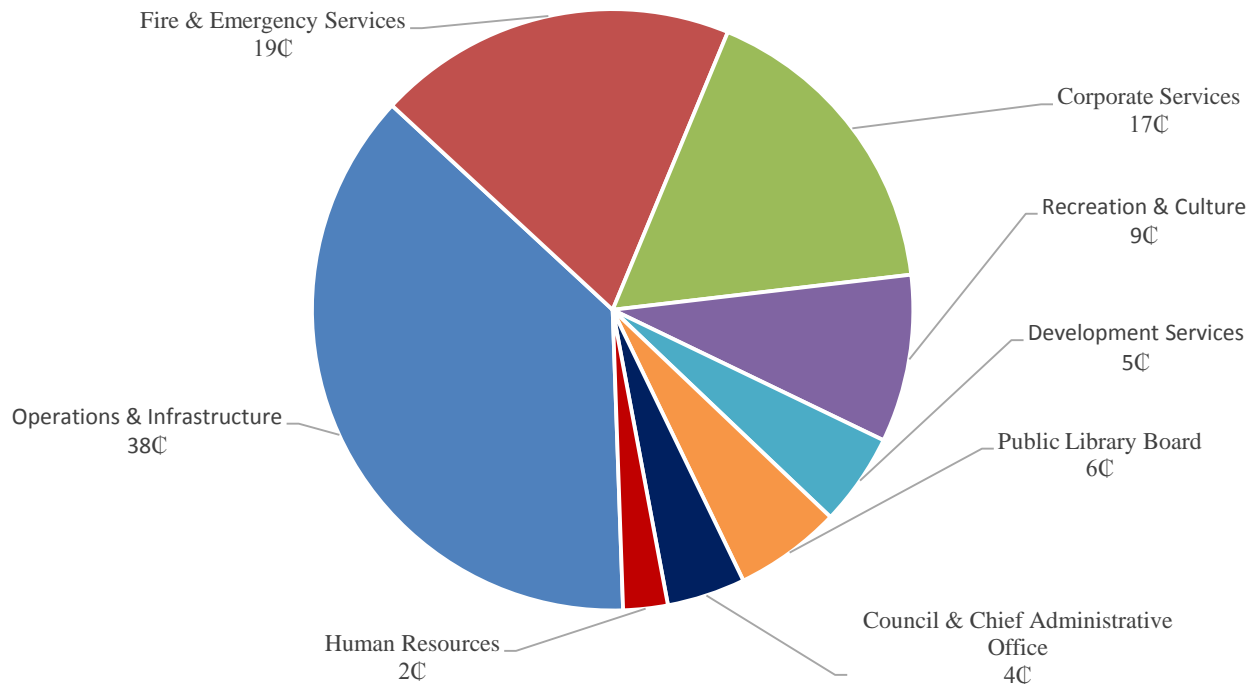
2018 Base Budget = same level of service as prior year
+/-
New Initiatives/Service Levels = new projects and programs
+
Growth
+
Legislative Mandatory Changes
+
Inflationary
=
Proposed 2018 Draft Budget



How the Tax Dollars are Spent in 2018

"Breakdown of \$1 Residential Taxes"

Chart 1 - Where Your Tax Dollars Are Spent



2018 Budget at a Glance

Proposed 2018 Tax Increase: 1.95%, with the option of adding 1% additional contribution to capital reserves, which would bring the total increase to 2.95%.

Items of Significance in the 2018 Draft Operating:

- Full funding of the “Minimum Wage” increase
- Full funding of Cost of Living Allowance (COLA)
- Maintaining the property tax increase in-line with the rate of inflation
- Preserving the level of contributions to capital reserves
- Provides an option to increase the contributions to Capital reserves by 1%
- Addition of 11 new staff complements

New Staff Compliments

- **Permanent Full-Time Positions:**

- Technologist
- Water Compliance Officer
- Building Application Examiner
- Engineering Inspector
- Engineering Technologist
- Communications Specialist

- **Temporary/Part-Time Positions:**

- Fleet Capital Administrative Assistant
- Executive Director of Capital Project Delivery
- Economic Development Summer Student
- Library Administrative Assistant
- Children's Summer Reading Club Assistant

2018 Budget at a Glance

- Three Year History of Tax Increases:
- 2015 Operating Budget 6.20%
- 2016 Operating Budget 4.35%
- 2017 Operating Budget 4.50%
- 2018 Operating Budget * 2.95%**

* **Proposed - Subject to Council's approval**

** Including add'l contribution of 1% to Capital Reserve

2018 Budget at a Glance

Translation of Proposed Tax Increase:

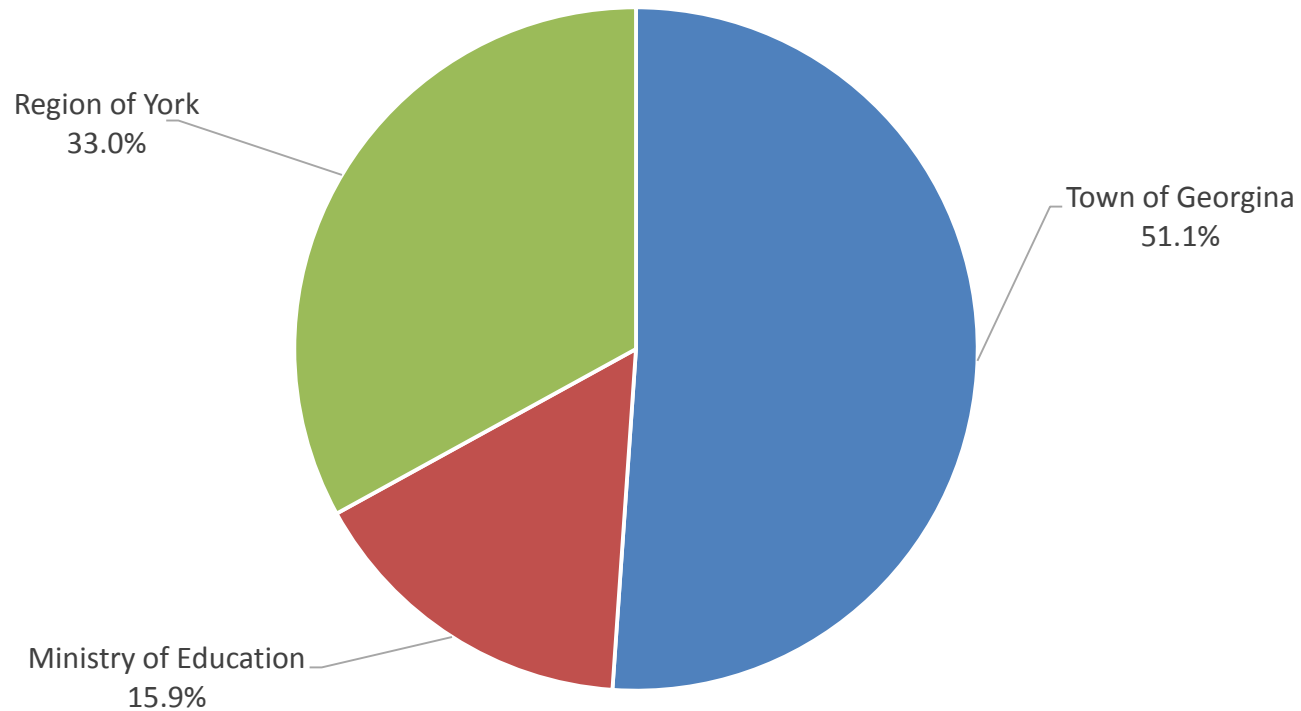
- For general Operating Budget 1.95% = \$41/Year*
- When adding 1% to Capital Res 2.95% = \$60/Year*

* Proposed Town Portion Only - Subject to Council's approval

* Based on 2017 Georgina's average Current Value Assessment of \$352,425

Where Did Your Tax Dollars Go in 2017

"Breakdown of \$1 Residential Taxes"



2018 Budget at a Glance

Property Tax Increase Components for 2018:

	<u>% Tax Increase</u>	<u>Taxes as % of Total</u>
Town	1.95%	51.0%
Region (est.)	2.77%	33.0%
Education (est.)	<u>0.0%</u>	<u>16.0%</u>
Average	1.91%	Total 100.0%

2018 Budget at a Glance

Section 3:

2018 WATER & WASTEWATER DRAFT BUDGET

(Subject to any changes approved at the budget meeting)

2018 Budget at a Glance

- Average Quarterly Water & Wastewater Increases

	2017		2018	
	<i>Average Water Consumption = 62 cu m</i>		<i>Average Water Consumption = 62 cu m</i>	
	<u>Bill</u>	<u>Bill</u>	<u>Change</u>	
Flat Rate Capital Recovery Charge	\$15.96	\$17.25	\$1.29	8.1%
Water Bill	\$134.54	\$148.18	\$13.64	10.1%
Wastewater Bill	\$152.52	\$161.82	\$9.30	6.1%
Combined Rate	\$303.02	\$327.25	\$24.23	8.0%
Discount for timely Payment	(\$6.06)	(\$6.55)	(\$0.49)	
Total Bill	\$296.96	\$320.70	\$23.74	8.0%

Next Steps

- Budget deliberation by Council on January 23rd and January 24th, 2018 (if necessary)
- The budget is still a working document and staff will continue monitoring all operating and capital items for any improvements and report to Council on the deliberation date(s)

Next Steps

- Staff are requesting that Council consider the following items for approval tonight:
 - 18-HAL-4: Pefferlaw Lion's Hall – Domestic Hot Water Tank: \$15,000
 - To be funded from the Facilities Repair & Replacement Reserve
 - 18-ICE-2: Equipment Replacement – Ice Resurfacer: \$97,000
 - To be funded from the Fleet & Equipment Repair & Replacement Reserve
 - SR-CAO-1: Executive Director of Capital Delivery Initiatives (Contract Position): \$204,230 - Includes Salary and Payroll Costs for 2018
 - To be funded through the operating budget