













Town of Georgina

Recreation & Culture Master Plan
Facility Needs - Update

October 2012



Local Municipalities – 2012 Summary of Infrastructure/Population Comparisons

Facility	EAST GWILLIMBURY 24,000 pop	AURORA 56,000 pop	STOUFFVILLE 38,000 pop	BRADFORD 28,000 pop	NEWMARKET 80,000 pop	RICHMOND HILL 192,000 pop	GEORGINA 48,000 pop
Ice Pads	2	5	2	4	7	7	3 +1 outdoor 
Indoor Pool		2	1	1	2	6	1
Outdoor Pool					1		
Community Halls/Meeting Space	8	9	5	3	8	12	10
Youth Centres				1	1	1	3
Seniors' Facilities	2	1	1	2	1	1	3
Gymnasiums				1	1		2
Soccer Pitches	24	36	6 full, 6 mini, 18 micro	16	62	44	8 full, 9 mini (1 full artificial) 
Indoor Soccer				1			
Baseball Diamonds	13	17	8	8	21	37	16 
Tennis Courts	7	11	9	6	8	77	8 
Basketball Courts							5 half 
Skateboard Parks		2	1	1	1	2	2 
Playgrounds							27 
Splash Pads	4	2	4	2		8	2 
Beach Volleyball Courts							6 
Aerial Ropes Challenge Course						1	1 
Tube & Terrain Park							1 
Bike Park							1 

Local Municipalities – Standards Used To Determine Facility Need

Facility	EAST GWILLIMBURY 24,000 pop	AURORA 56,000 pop	STOUFFVILLE 38,000 pop	BRADFORD 28,000 pop	NEWMARKET 80,000 pop	RICHMOND HILL 192,000 pop	GEORGINA 2004 Standards used
Ice Pads	1:600 part	1:12,000	1:11,000	1:14,000	1:11,000		1:700 part 1:18,000
Indoor Pool	1:45,000	1:30,000	1:30,000	1:40,000			1:30,000
Outdoor Pool			1:50,000				
Community Halls/Meeting Space							Community driven – no set standard
Youth Centres							Community driven – no set standard
Seniors' Facilities			1:50,000				Community driven – no set standard
Gymnasiums							Community driven – no set standard
Soccer Pitches	1:80 part	1:80 part	1:200 (4-7) 1:100 (8-9) 1:235 (10-11) 1:5,000 (12-54)	1:250 (3-5) 1:210 (6-9) 1:2,800 (10-55)			1:80 part 1:5,000 mini 1:4,000 full
Indoor Soccer			1:50,000				
Baseball Diamonds	1:100 part	1:100 part	1:925 (5-8) 1:5,000 (9-40)	1:300 (4-6) 1:11,000 (7-59) 1:12,000 (20-59)			1:100 part
Tennis Courts	1:5,000	1:4,500	1:2,80 lit 1:12,800 unlit	1:5,000			1:5,000
Basketball Courts							1:600 half crt (10-19)
Skateboard Parks	1:5,000	1:5,000		1:25,000			1:5,000 (10-19)
Playgrounds							1 within 800m of residential
Splash Pads	1:5,000	1:5,000		1:8,000			1:3,000 (0-10)
Beach Volleyball Courts							

OTHER INDUSTRY & CONSULTANT – Standards Used To Determine Facility Need

Facility	Ministry of Culture & Recreation Sports & Fitness Division	Ontario Recreation Facilities Association (ORFA)	Monteith-Brown Planning Consultants 2004 Master Plan	GSP Group Inc.	Architecture Planning Interiors (CEI) & Recresynthesis Consulting Inc.
Ice Pads	1:20,000 but varies by part level	1:8,000 very active 1:14,000 fairly active 1:20,000 somewhat active	1:700 part 1:18,000	1:700 part or 1:15,000-30,000	1:7,000-10,000
Indoor Pool	1:20,000		1:30,000	1:40,000-50,000	1:25,000-30,000
Outdoor Pool	1:20,000			1:15,000-20,000	
Community Halls/Meeting Space			Community driven – no set standard	1:25,000-35,000	1:30,000-1:40,000
Youth Centres	1:20,000		Community driven – no set standard		
Seniors' Facilities			Community driven – no set standard	0.7sq ft per resident 60+	
Gymnasiums			Community driven – no set standard	1:25,000-40,000	1:20,000
Soccer Pitches	1:5,000 Junior 1:20,000		1:80 part 1:5,000 mini 1:4,000 full	1:75-100 part or 1:2,000-2,500	
Indoor Soccer					1:40,000-50,000
Baseball Diamonds	1:5,000		1:100 part	1:50-100 part or 1:1,500-3,000	
Tennis Courts	1:5,000		1:5,000	1:10,000	
Basketball Courts	1:5,000		1:600 half crt (10-19)		
Skateboard Parks			1:5,000 (10-19)	1:30,000-40,000	
Playgrounds	1:5,000		1 within 800m of residential		
Splash Pads	1:5,000		1:3,000 (0-10)	1:4,000 children or 1:20,000	
Beach Volleyball Courts					